

FIREARMS SAFETY DEPENDS ON YOUSM



FROM THE TIME YOU PICK UP A FIREARM, you become part of a system over which you have complete control. You are the only part of the system that can make a gun safe – or unsafe.

MAKE NO MISTAKE ABOUT IT...

ALCOHOL DRUGS & GUNS DON'T MIX

BASICS OF SAFE GUN HANDLING

1. Always keep the muzzle pointed in a safe direction
2. Firearms should be unloaded when not actually in use
3. Don't rely on your gun's "Safety"
4. Be sure of your target and what's beyond it
5. Use correct ammunition
6. If your gun fails to fire when the trigger is pulled, handle with care!
7. Always wear eye and ear protection when shooting
8. Be sure the barrel is clear of obstructions before shooting
9. Don't alter or modify your gun, and have guns serviced regularly
10. Learn the mechanical and handling characteristics of the firearm you are using

IF FOR ANY REASON YOU FEEL UNCOMFORTABLE WITH OR ARE UNABLE TO ACCEPT THESE RESPONSIBILITIES, WE STRONGLY URGE YOU NOT TO OWN A FIREARM.



NSSF.ORG/LITERATURE



Hunting and target shooting are among the safest of all sports. This booklet is intended to make them even safer by emphasizing the basics of safe gun handling and storage and by reminding you that you are the key to firearms safety.

You can help meet this responsibility by enrolling in hunter safety or shooting safety courses.

You must constantly stress safety when handling firearms, especially to children and non-shooters. Beginners, in particular, must be closely supervised when handling firearms with which they may not be acquainted.

Don't be timid when it comes to gun safety. If you observe anyone violating any safety precautions, you

have an obligation to insist on safer handling practices, such as those in this booklet.

Please read this booklet carefully and follow the safety procedures outlined. Develop safe shooting habits, and remember, firearms safety is up to you.

Make no mistake about it!

1. ALWAYS KEEP THE MUZZLE POINTED IN A SAFE DIRECTION

This is the most basic safety rule. If everyone handled a firearm so carefully that the muzzle never pointed at something they didn't intend to shoot, there would be virtually no firearms accidents. It's as simple as that, and it's up to you.

Never point your gun at anything you do not intend to shoot. This is particularly important when loading or unloading a firearm. In the event of an accidental discharge, no injury can occur as long as the muzzle is pointing in a safe direction.

A safe direction means a direction in which a bullet cannot possibly strike anyone, taking into

account possible ricochets and the fact that bullets can penetrate walls and ceilings. The safe direction may be "up" on some occasions or "down" on others, but never at anyone or anything not intended as a target. Even when "dry firing" with an unloaded gun, you should never point the gun at an unsafe target.

Make it a habit to know exactly where the muzzle of your gun is pointing at all times, and be sure that you are in control of the direction in which the muzzle is pointing, even if you fall or stumble. This is your responsibility, and only you can control it.



2. FIREARMS SHOULD BE UNLOADED WHEN NOT ACTUALLY IN USE

Firearms should be loaded only when you are in the field or on the target range or shooting area, ready to shoot. When not in use, firearms and ammunition should be secured in a safe place, separate from each other. It is your responsibility to prevent children and unauthorized adults from gaining access to firearms or ammunition.

Unload your gun as soon as you are finished. A loaded gun has no place in or near a car, truck or building. Unload your gun immediately when you have finished shooting, well before you bring it into a car, camp or home.

Whenever you handle a firearm or hand it to someone, always open the action immediately and visually check the chamber, receiver and magazine to be certain they do not contain any ammunition. Always keep actions open when not in use. Never assume a gun is unloaded—check for yourself! This is considered a mark of an experienced gun handler!

Never cross a fence, climb a tree or perform any awkward action with a loaded gun. While in the field, there will be times when common sense and the basic rules of firearms safety will require you to unload

your gun for maximum safety. Never pull or push a loaded firearm toward yourself or another person. There is never any excuse to carry a loaded gun in a scabbard, a holster not being worn or a gun case. When in doubt, unload your gun!



3. DON'T RELY ON YOUR GUN'S "SAFETY"

Treat every gun as though it can fire at any time. The "safety" on any gun is a mechanical device which, like any such device, can become inoperable at the worst possible time. Besides, by mistake, the safety may be "off" when you think it is "on." The safety serves as a supplement to proper gun handling but cannot possibly serve as a substitute for common sense. You should never handle a gun carelessly and assume that the gun won't fire just because the "safety is on."

Never touch the trigger on a firearm until you actually intend to shoot. Keep your fingers away from the trigger while loading or unloading. Never pull the trigger on any firearm with the safety on the "safe" position or anywhere in between "safe" and "fire." It is

possible that the gun can fire at any time, or even later when you release the safety, without your ever touching the trigger again.

Never place the safety in between positions, since half-safe is unsafe. Keep the safety "on" until you are absolutely ready to fire.

Regardless of the position of the safety, any blow or jar strong enough to actuate the firing mechanism of a gun can cause it to fire. This can happen even if the trigger is not touched, such as when a gun is



dropped. Never rest a loaded gun against any object because there is always the possibility that it will be jarred or slide from its position and fall with sufficient force to discharge. The only time you can be absolutely certain that a gun cannot fire is when the action is open and it is completely empty. Again, never rely on your gun's safety. You and the safe gun handling procedures you have learned are your gun's primary safeties.


4. BE SURE OF YOUR TARGET AND WHAT'S BEYOND IT

No one can call a shot back. Once a gun fires, you have given up all control over where the shot will go or what it will strike. Don't shoot unless you know exactly what your shot is going to strike. Be sure that your bullet will not injure anyone or anything beyond your target. Firing at a movement or a noise without being absolutely certain of what you are shooting at constitutes disregard for the safety of others. No target is so important that you cannot take the time before you pull the trigger

to be absolutely certain of your target and where your shot will stop.

Be aware that even a 22 short bullet can travel over 1 1/4 miles and a high velocity cartridge, such as a 30-06, can send its bullet more than 3 miles. Shotgun pellets can travel 500 yards, and shotgun slugs have a range of over half a mile.

You should keep in mind how far a bullet will travel if it misses your intended target or ricochets in another direction.



FIREARMS SAFETY DEPENDS ON YOU ON DVD

Essential information for all gun owners, the **Firearms Safety Depends On You** video provides a comprehensive overview of the basic rules of firearms safety and is a visual companion to this booklet. Available on DVD, or view it online at nssf.org. DVD also contains **McGruff the Crime Dog on Gun Safety** for children in grades K-6 and **It's Your Call: Playing It Safe Around Guns** for grades 6-9.

Order online at nssf.org

5. USE CORRECT AMMUNITION

You must assume the serious responsibility of using only the correct ammunition for your firearm. Read and heed all warnings, including those that appear in the gun's instruction manual and on the ammunition boxes.

Using improper or incorrect ammunition can destroy a gun and cause serious personal injury. It only takes one cartridge of improper caliber or gauge to wreck your gun, and only a second to check each one as you load it. Be absolutely certain that the ammunition you are using matches the specifications that are contained within the gun's instruction manual and the manufacturer's markings on the firearm.



Firearms are designed, manufactured and proof tested to standards based upon those of factory loaded ammunition. Handloaded or reloaded ammunition deviating from pressures generated by factory loads or from component recommendations specified in reputable handloading manuals can be dangerous, and can cause severe damage to guns and serious injury to the shooter. Do not use improper

reloads or ammunition made of unknown components.

Ammunition that has become very wet or has been submerged in water should be discarded in a safe manner. Do not spray oil or solvents on ammunition or place ammunition in excessively lubricated firearms. Poor ignition, unsatisfactory performance or damage to your firearm and harm to yourself or others could result from using such ammunition.

Form the habit of examining every cartridge you put into your gun. Never use damaged or substandard ammunition—the money you save is not worth the risk of possible injury or a ruined gun.

6. IF YOUR GUN FAILS TO FIRE WHEN THE TRIGGER IS PULLED, HANDLE WITH CARE!

Occasionally, a cartridge may not fire when the trigger is pulled. If this occurs, keep the muzzle pointed in a safe direction. Keep your face away from the breech. Then carefully open the action, unload the firearm and dispose of the cartridge in a safe way.

Any time there is a cartridge in the chamber, your gun is loaded and ready to fire even if you've tried to shoot and it did not go off. It could go off at any time, so you must

always remember Rule #1 and watch that muzzle!

Discharging firearms in poorly ventilated areas, cleaning firearms or handling ammunition may result in exposure to lead and other substances known to cause birth defects, reproductive harm and other serious physical injury. Have adequate ventilation at all times. Wash hands thoroughly after exposure.



7. ALWAYS WEAR EYE AND EAR PROTECTION WHEN SHOOTING

All shooters should wear protective shooting glasses and some form of hearing protectors while shooting. Exposure to shooting noise can damage hearing, and adequate vision protection is essential. Shooting glasses guard against twigs, falling shot, clay target chips and the rare ruptured case or firearm malfunction. Wearing eye protection when disassembling and cleaning any gun will also help prevent the possibility of springs, spring tension parts, solvents or

other agents from contacting your eyes. There is a wide variety of eye and ear protectors available. No target shooter, plinker or hunter should ever be without them.

Most rules of shooting safety are intended to protect you and others around you, but this rule is for your protection alone. Furthermore, having your hearing and eyes protected will make your shooting easier and will help improve your enjoyment of the shooting sports.




8. BE SURE THE BARREL IS CLEAR OF OBSTRUCTIONS BEFORE SHOOTING

Before you load your firearm, open the action and be certain that no ammunition is in the chamber or magazine. Be sure the barrel is clear of any obstruction. Even a small bit of mud, snow, excess lubricating oil or grease in the bore can cause dangerously increased pressures, causing the barrel to bulge or even burst on firing, which can cause injury to the shooter and bystanders. Make it a habit to clean the bore and check for obstructions with a cleaning rod immediately before you shoot it. If the noise or recoil on firing seems weak or doesn't seem quite "right," cease firing

immediately and be sure to check that no obstruction or projectile has become lodged in the barrel.

Placing a smaller gauge or caliber cartridge into a gun (such as a 20 gauge shell in a 12 gauge shotgun) can result in the smaller cartridge falling into the barrel and acting as a bore obstruction when a cartridge of proper size is fired. This can cause a burst barrel or worse. This is really a case where "haste makes waste." You can easily avoid this type of accident by paying close attention to each cartridge you insert into your firearm.



9. DON'T ALTER OR MODIFY YOUR GUN, AND HAVE GUNS SERVICED REGULARLY

Firearms are complicated mechanisms that are designed by experts to function properly in their original condition. Any alteration or change made to a firearm after manufacture can make the gun dangerous and will usually void any factory warranties. Do not jeopardize your safety or the safety of others by altering the trigger, safety or other mechanism of any firearm

or allowing unqualified persons to repair or modify a gun. You'll usually ruin an expensive gun. Don't do it!

Your gun is a mechanical device that will not last forever and is subject to wear. As such, it requires periodic inspection, adjustment and service. Check with the manufacturer of your firearm for recommended servicing.



10. LEARN THE MECHANICAL AND HANDLING CHARACTERISTICS OF THE FIREARM YOU ARE USING

Not all firearms are the same. The method of carrying and handling firearms varies in accordance with the mechanical characteristics of each gun. Since guns can be so different, never handle any firearm without first having thoroughly familiarized yourself with the particular type of firearm you are using, the safe gun handling rules for loading, unloading, carrying and handling that firearm, and the rules of safe gun handling in general.

For example, many handgun manufacturers recommend that their handguns always be carried with the hammer down on an empty chamber. This is particularly true

for older single-action revolvers, but applies equally to some double-action revolvers or semiautomatic pistols. You should always read and refer to the instruction manual you received with your gun, or if you have misplaced the manual, simply contact the manufacturer for a free copy.

Having a gun in your possession is a full-time job. You cannot guess; you cannot forget. You must know how to use, handle and store your firearm safely. Do not use any firearm without having a complete understanding of its particular characteristics and safe use. There is no such thing as a foolproof gun.

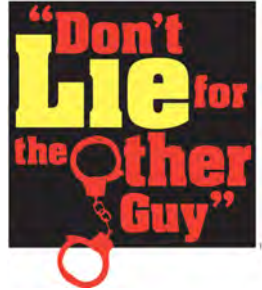




Own It? Respect It. Secure It.

Learn about safe firearms handling, secure storage options, firearms kept for home security and deterring access by children and at-risk persons at projectchildsafe.org

The National Shooting Sports Foundation (NSSF) directs a variety of outreach programs that emphasize firearm safety awareness. You can learn more about these programs at nssf.org or E-mail: literature@nssf.org



The National Shooting Sports Foundation (NSSF) is the trade association for the firearms, hunting and recreational shooting sports industry. Find out more about how NSSF supports programs designed to ensure the future of hunting and the hunter and conservation at nssf.org.



11 Mile Hill Road
Newtown, CT 06470-2359
T: 203.426.1320
F: 203.426.1087
nssf.org

© 2014 National Shooting Sports Foundation, Inc. All Rights Reserved